



2 SEATER STRIPED SWING CHAIR
Model Number: PLU:154918
Assembly Instructions

IMPORTANT: PLEASE RETAIN THIS INSTRUCTION MANUAL FOR FUTURE REFERENCE.
PLEASE READ CAREFULLY.

WARNING:

This item is for domestic use only.
Two people are required to assemble this item.
Assemble this item on a flat, solid and even surface.
Make sure that all the necessary pieces are in the carton before starting the assembly.
Maximum Loading Capacity is 250kg totally.
Keep away from fire and inflammable objects.

Make sure to use this item firmly fixed in place and on a flat solid even surface.
Do not put your arms and legs between the frame and the seats. Risk of injury!
Excessive movement of the chair could result in risk of tipping over and causing injury.
This item is not a climbing frame or toy. Do not climb or jump on this item.
Ensure all legs are fully in contact with floor surface and stable at all times during use.
Children should always be under direct adult supervision when using this product.
Ensure cushion is attached to seat when in use.









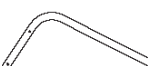



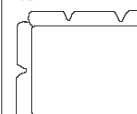


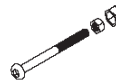














CARE AND USE INSTRUCTIONS

Periodically ensure all the screws and fixings are secure and the item is stable.
Do not use in adverse weather conditions (especially high winds).
Damp wipe only and dry naturally.
We strongly advise covering up or storing away your furniture when not in use to protect it from the elements.
Care must be taken when operating the movable mechanism of this item. Keep your fingers away. Children should be supervised.



OGALAS ULC
UNIT 4 PARKWAY HOUSE
BALLYMOUNT DRIVE
DUBLIN, D12 ECR9
MADE IN CHINA

Part list

A  1PC	B  1PC	C  2PCS	D  2PCS	E  2PCS	F  1PC	G  1PC	H  1PC	
I  2PCS	J  4PCS	K  2PCS	L  2PCS	M  1PC	N  1PC			
1  2PCS	2  M8×85MM 4PCS	3  M6×60MM 6PCS	4  M6×55MM 2PCS	5  M6×50MM 4PCS	6  M6×45MM 2PCS	7  M6×35MM 2PCS	8  M6×25MM 3PCS	9  M6×30MM 2PCS
10  M6 2PCS	11  4PCS	12  φ19 2PCS	13  φ25 8PCS	14  φ38 4PCS	15  12PCS	16  1PCS		

