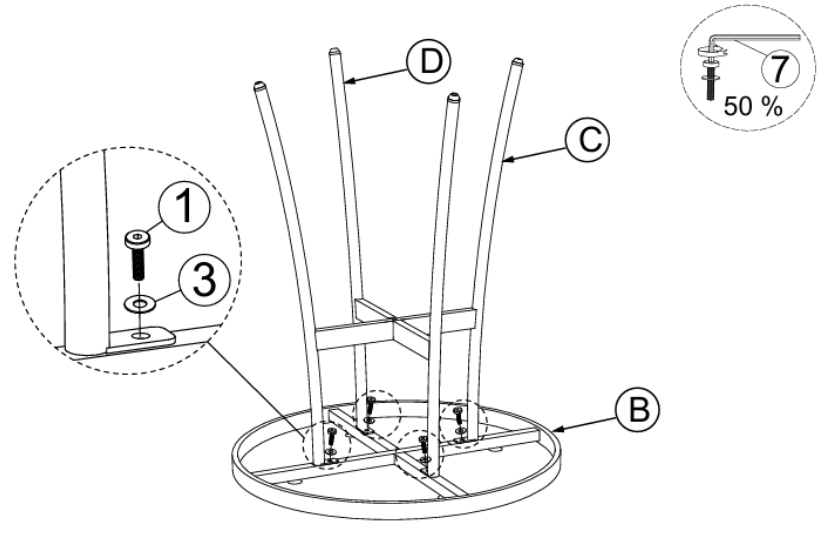
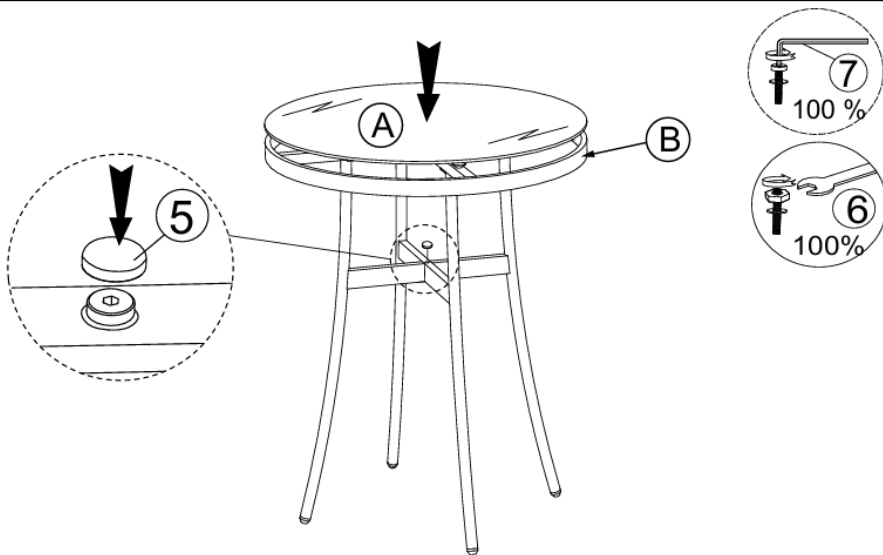



**STEP 1:** Connect Table Leg 1 (C) & Table Leg 2 (D), tighten Bolt (2) flat washer (3), Nut M6 (4), Key (6) with Allen Key (7).



**STEP 2:** Connect the part from step 1 & Table Top (B), tighten Bolt (1) flat washer (3), with Allen Key (7).



**STEP 3:** Firmly, tighten Bolts with Allen Key (7), Key (6). Put the Table upright. Set Glass Top & Cover Bolt (5) to finish Table



**Finish Table**