




3-4 PERSON GREEN PITCH & GO CAMPING TENT
ASSEMBLY INSTRUCTIONS REDWOOD PLU-062786

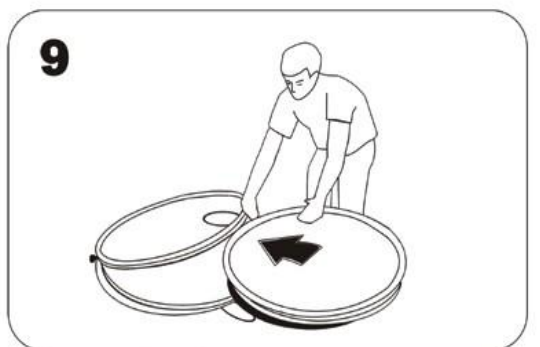
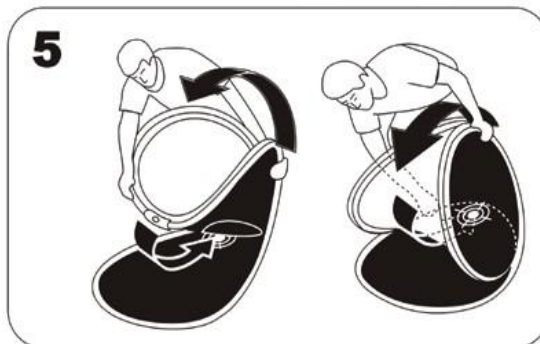
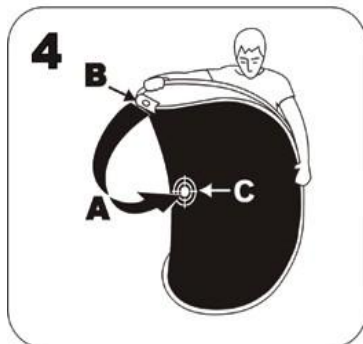
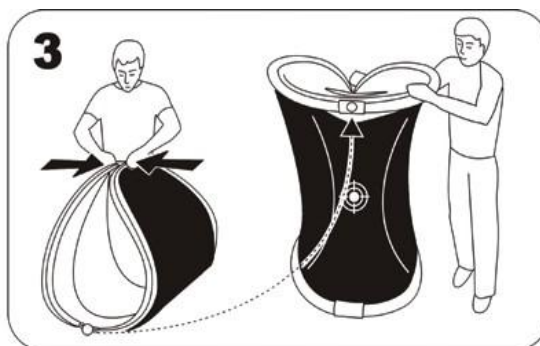
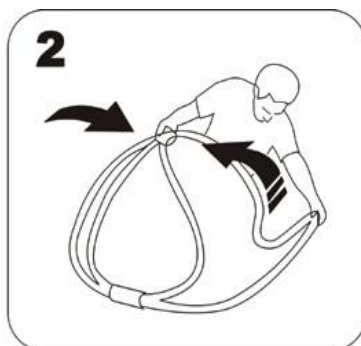
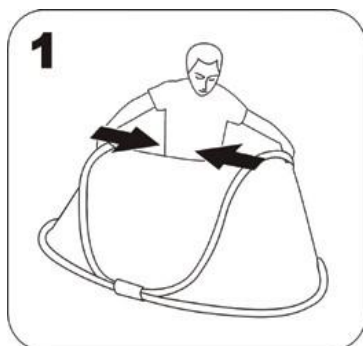
Before erecting the tent please read the instructions carefully. Improper handling or assembly could result in damage.

TO OPEN:

1. Remove the pop-up tent from the carry bag.
2. Tent unfolds automatically.
3. Secure the tent to the ground by inserting the peg into each loop.



TO FOLD AWAY:



CAUTION:

Ensure the ground is firm, reasonably dry and suitable for the erection of the tent. This tent has no flame retardant cooking area. All pegs must be pushed fully into the ground, do not leave the pegs protruding. Use a rubber mallet to secure the pegs and always take extra pegs. Unhook the guy ropes from the tent before pulling the pegs from the ground. This tent is suitable for light spring and summer weather conditions, not extreme weather or hi

CARE:

There is a water resistant coating on the tent cover. Avoid excessive tension at night or during rain. Only increase tension on the material when it is dry. Do not use insect repellent in the tent or let it come into contact with the outside cover, otherwise it will impair the resistance against moisture. Avoid packing the tent when wet. Make sure it is dry to avoid risk of mildew and rot. If you have to pack the tent when wet, unpack as soon as possible in a dry environment and repack when completely dry. To clean tent, hand wash using a mild fabric cleaner in warm water. Do not machine wash, dry clean or iron. Always store the tent in a dry place.

FIRE PRECAUTION:

This material is flammable, do not expose to a naked flame. Do not smoke inside the tent. Do not use naked flame inside or close to the tent. Try to locate this tent at least 6 meters from other campers. Keep all exits clear.

MADE IN CHINA