


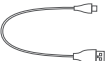

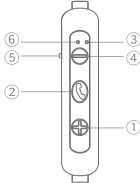






front side
正面

back side
反面

<div><p>HERA BLUETOOTH SPORTS EARPHONES</p><p>USER MANUAL</p></div>	<div><p>Package Contents :</p><div><p>Bluetooth headset*1</p><p>2 pairs of ear cap (L/S size, M equipped)</p><p>Type C charging cable*1</p><p>User Guide*1</p></div><p>Thank you for choosing HERA BLUETOOTH SPORTS EARPHONES. In order to let you have a good experience for using and extending the service life of the product, please read the instructions below carefully.</p></div>	<div><p>Note:</p><p>1. Do not use the charger with input over 5V/1A to charge, to avoid battery damage.</p><p>2. Do not impact the product severely , such as hitting and bumping.</p><p>3. Do not put the product on unstable place allowing the product to fall down.</p><p>4. Do not place the product in extreme-temperature environment (lower than 0℃ or higher than 45℃) or damp places.</p><p>5. Do not expose the product to direct sunlight and heat source such as radiator, heater, stove or any other object that generates heat radiation.</p><p>6. Do not place the product in damp places near pool, sink, washtub etc. Nor expose it to drip, splash, rain or moisture.</p><p>7. Do not get the product close to objects with strong magnetic or electric field.</p><p>8. Do not listen with high volume for a long time to avoid hearing damage.</p><p>9. Please cut off the power when cleaning. Use clean and soft cloth to do clean.</p></div>	<div><p>Buttons Instructions:</p><p>1. VOL+ : Short press + to increase volume; Long press + to select the next song.</p><p>2. Multi-function button (MFB) : Long press to power ON/OFF . Short press to PLAY/PAUSE Short Press to Answer/Hang up incoming calls; Long press to reject incoming calls; Press twice to redial the last number. Long press for 4 seconds during a call to switch answering via the headset or phone.</p><p>3. LED indicator</p><p>4. VOL- : Short press - to decrease volume; Long press - to select the previous song.</p><p>5. Type C charging interface</p><p>6. MIC</p><div></div></div>
<div><p>LED Indicator:</p><p>Turning on: Blue light comes on. Turning off: Red light comes on.</p><p>Bluetooth mode: When the headset is paired, the blue and red lights flash alternately. After connecting the Bluetooth device successfully, the blue indicator will flash once and then go out.</p><p>Charging: The LED indicator light is red for charging, and the blue light is always on after charging.</p><p>Bluetooth connection:</p><p>1. Long press the power switch to turn on the headset, then enter the pairing status of the Bluetooth mode.</p><p>2. When the blue and red LED indicator flash alternately, activate the Bluetooth function of your Bluetooth devices (mobile phones, computers, etc.), search for "SONARTO HERA".</p><p>3. Click manually then device automatically connect. Select "SONARTO HERA" and device will automatically connect. If a password is needed use '0000'.</p><p>4. When turn on, earphones will automatically connect on next use.</p><p>Simultaneously connect two phones</p><p>1. Connect the first phone according to the procedural steps mentioned above. Then disable the Bluetooth of the first phone.</p></div>	<div><p>Restart the headset to pairing status and connect. Reactivate Bluetooth function of the first phone and click "SONARTO HERA" in the pairing record to reconnect.</p><p>2.After connecting two phones simultaneously, you can achieve the operation of following.</p><p>Answering incoming calls</p><p>Press the power switch once to answer incoming calls.</p><p>Note: Since some mobile phones default to answer calls via their own receiver, please refer to the instructions of your phone and set on your phone.</p><p>End the current call communication</p><p>Press the power switch once to end the current call.</p><p>Refuse incoming calls</p><p>Press the power switch for 2 second.</p><p>Charging method</p><p>Connect the provided micro USB charging cable to a computer or USB charger. Charge if LED indicator lights up red, and LED turns blue when charge is full.</p></div>	<div><p>Low battery</p><p>Low battery prompt will let you know when charging is needed. In order to maintain the battery, please charge at least once a month.</p><p>Note: In order to protect your hearing and extend service life of the headset, it is not recommended to adjust the headset to the maximum level for a long time.</p><p>Technical specification</p><p>Bluetooth Version: V5.3 Battery: 55mAh Play time: 8H Talk time: 5H Charging time: 1.5H Product dimension: 620*15*20MM Net weight: 12.6g Bluetooth working frequency: 2402MHZ-2480MHZ Wireless working range:10M (without obstacles) Profiles supported: HFP,HSP ,A2DP,AVRCP Speaker: Φ10mm Speaker sensitivity: 100±3dB at 1KHz;1mW Impedance: 22Ω±15% Speaker frequency: 20Hz-20KHz Input voltage / current: DC 5V/1A Voice chat: Supported Voice prompt: Supported Material: ABS+PC+TPU</p></div>	<div><p>Made in China</p><div></div></div>

材质：128g双铜纸过哑胶双面印刷, 风琴折
Material：128g double copper paper Matt finish + 2 sides printing Accordion fold
印刷色号(Printing color number): C:0 M:0 Y:0 K:70
尺寸(Size)：55 X 77 mm