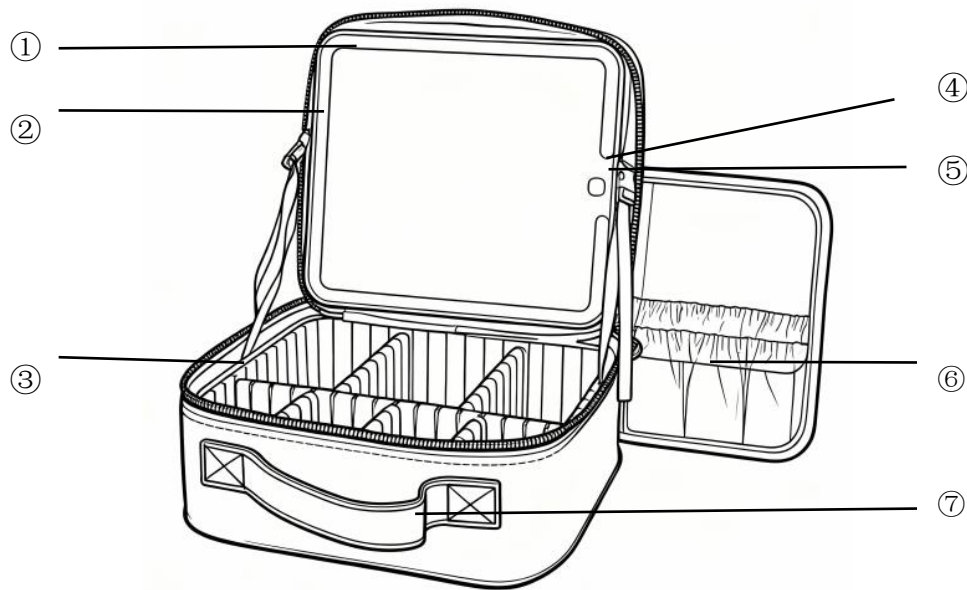


Model: 169432

VISAGE LED MIRROR Beauty Case (Black)

Instruction manual

Product details:



- ① Mirror
- ② LED light
- ③ Adjustable dividers
- ④ Touch switch
- ⑤ USB-C input socket (charging indicator light)
- ⑥ Makeup brush slots
- ⑦ Handle

Specification:

Product name: Visage LED mirror beauty case black

Product material: HIPS + high quality glass + PU

Battery capacity: 2000mAh

Charging voltage: 5V

Charging interface: USB-C

Product size: 25.5X10.5X23cm

Components:

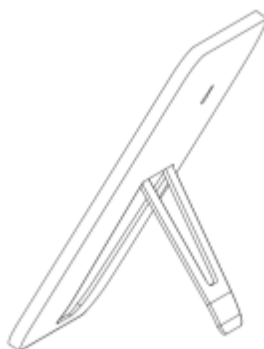
-
- Mirror
 - Beauty case
 - Manual
 - Type-C cable
 - Screws*2

Usage Method

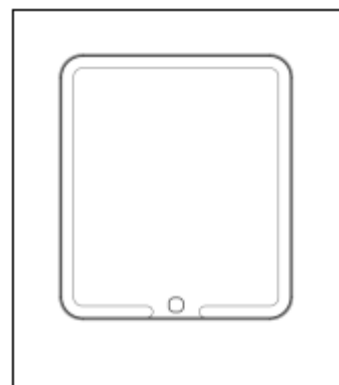
A. Use with the Beauty Case.



B. Stand alone.



C. Mount on the wall.



Instructions:

This product is a beauty case with LED mirror & customizable storage.

Operation Instructions

Before First Use:

For optimal performance, fully charge the battery before using the device for the first time. The initial charge takes approximately 180 minutes, and subsequent full charges take about 160 minutes.

1. Power On/Off: Tap the switch to turn the LED light on or off.
2. Change Light Colour: Press the switch once to cycle through the light colours in the following order: Cool White → Warm White → Natural White.
3. Adjust Brightness: Press and hold the switch to adjust the brightness to your desired level.
4. Memory Function: The device remembers your previous light setting and restores the same brightness the next time it is turned on.
5. Automatic Power-Off: The light will automatically turn off after 30 minutes to conserve battery power.
6. Adjustable EVA Partitions: The EVA partitions are detachable and can be rearranged to suit your storage needs. Gently pull them out of their slots and reinsert them to create the desired compartment layout.

Charging:

1. Connect the included Type-C USB cable to the charging port.
2. Charging Status Indicators:
 - Red LED: Charging in progress
 - Green LED: Charging complete
3. When the battery is low, the light output will become dim. Please charge the mirror promptly.

Friendly Tips:

1. Keep this product away from young children and pets. This product contains glass and may shatter if dropped. Handle with care.
2. Do not place the mirror in direct sunlight. Reflection of direct sunlight by the mirror could cause a fire.
3. This mirror is not waterproof. To protect against electrical hazards, keep away from water.
4. Use this mirror for its intended purpose.
5. Cleaning the case: Wipe the exterior and interior of the makeup box with a soft, damp cloth. For stubborn stains, a mild soap solution can be used. Ensure the case is completely dry before closing or storing.
6. Cleaning the mirror: Use a soft, lint-free cloth to clean the mirror surface, when the LED light is off. Avoid abrasive cleaners that may scratch the mirror or damage the LED lights. Do not turn on the LED light until the mirror is completely dried.
7. Divider Care: The EVA partitions are waterproof and can be wiped clean with a damp cloth.
8. Storage: Store the makeup box in a cool, dry place away from direct sunlight and extreme temperatures.