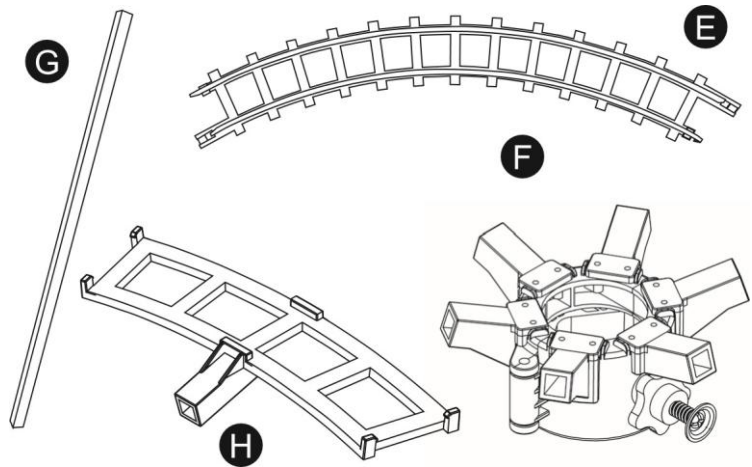


NOT SUITABLE FOR TREE TRAIN CHILDREN UNDER
3 YEARS OLD.

PACKAGE CONTENTS

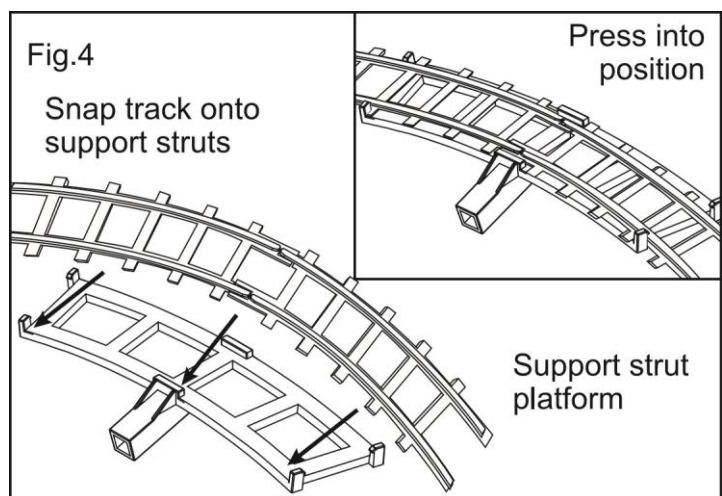
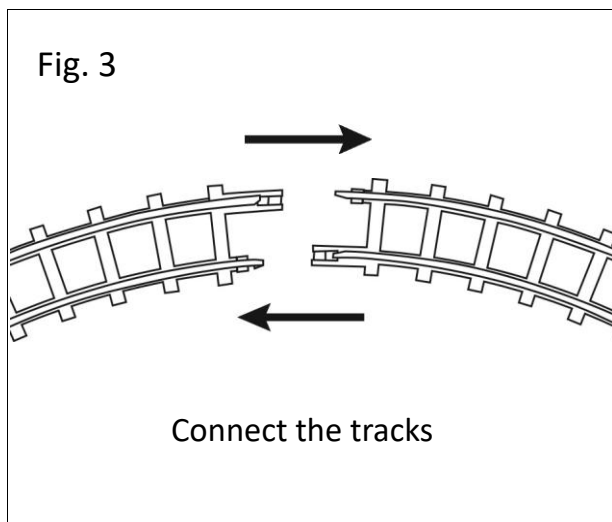
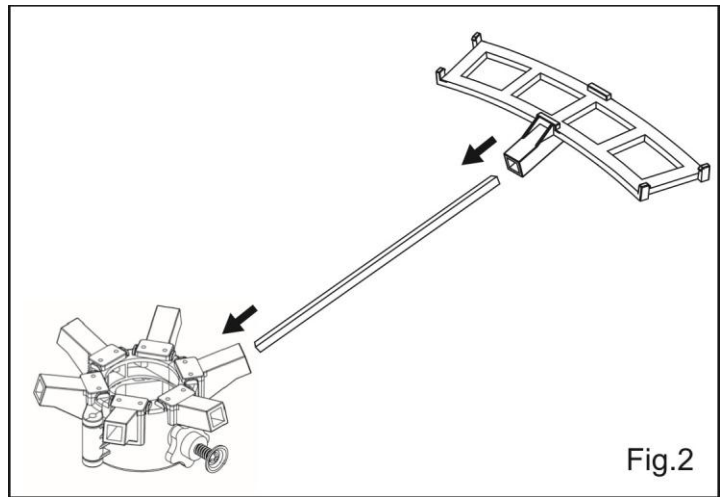
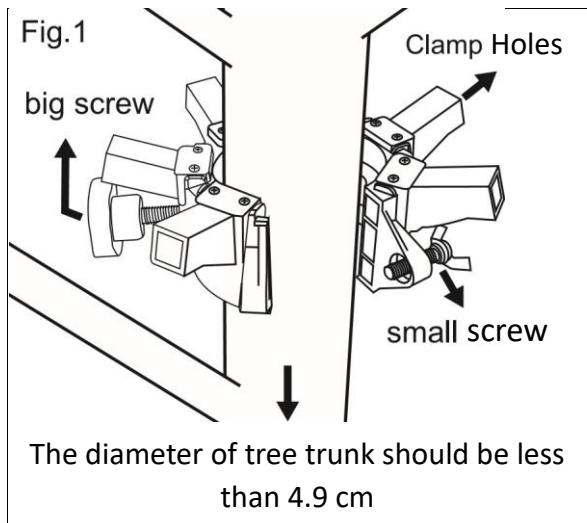
part	Description	Quantity
	Locomotive	1
	Fuel car	1
C	Caboose	1
D	Santa's Sleigh Carriage	1
	Track Sections	6
	Clamp	1
	poles	6
	Holding Brackets	6



ASSEMBLY INSTRUCTIONS

1. Remove the TRAIN AROUND THE TREE from the packaging.
2. Untwist the small screw to open the clamp that goes around the Christmas tree trunk.
3. Put the mounting block into the clamp.
4. Turn the small screw to close the clamp and turn the big screw to tighten the clamp around the tree [See Fig. 1]
5. Insert the 6 poles into each of the clamp holes [See Fig.2].
6. Insert into the other end of the posts the holding brackets [See Fig.2]
7. To assemble the track: Connect all the track sections together [See Fig.3] to make a circle. Place the track over the top of the tree and position over the holding brackets. Lightly press-fit each rail section into the holding brackets [See Fig.4]. The track should now be completely suspended in your tree.
8. Open the battery compartment cover using a screwdriver and insert 2 x AA batteries (not included) into the battery compartment. Align "+" and as marked inside the battery compartment.
9. Close and screw the battery compartment cover.
10. Connect the hooks of each railway car until they are all connected.
11. Put the train set on the track making sure the train wheels are on the track.
12. Move your tree train back and forth by hand to be sure the wheels will roll smoothly on track before running on battery power.
13. To turn the train on or off, flip the switch on the side of the locomotive.
14. To turn the train on or off, flip the switch on the side of the locomotive.

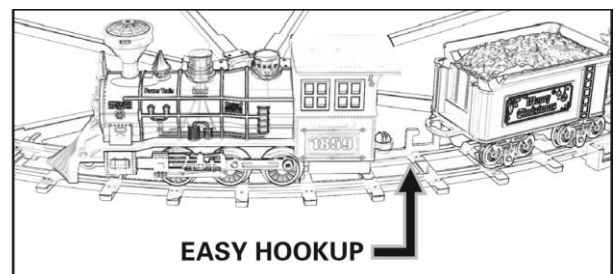

**IMPORTANT: BE SURE ALL WHEEL ARE SET ON THE TRACK PROPERLY
AND ROLL FREELY.**

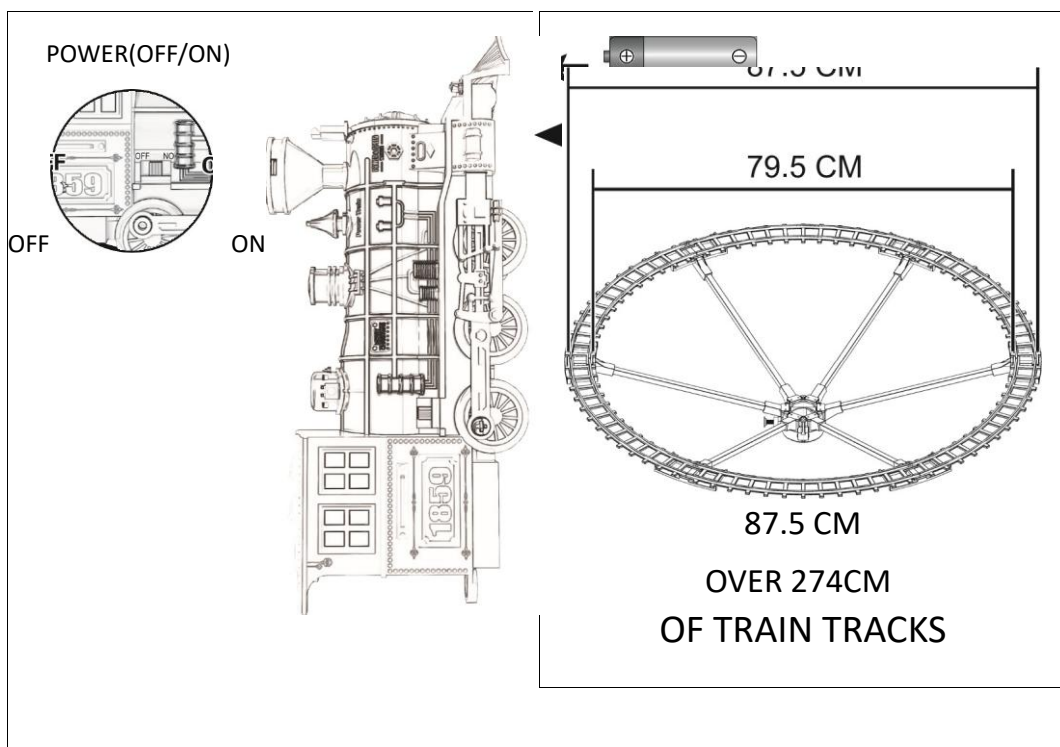


CARE AND MAINTENANCE

When the Tree Train travels around the track, a slight tilt or wobble might occur.

PLEASE DO NOT BE CONCERNED. Due to the weight transfer from the moving train, the support struts and rail will slightly flex to prevent the tree from falling or leaning.





WARNING: THIS PRODUCT IS NOT A TOY - For decorative use only. Keep out of reach UK of babies, young children and pets due to small parts that may cause a choking hazard. Keep away from fire. Please retain for future reference.